



Alphabet Writing Rhymes....



available from...

<http://www.k-3teacherresources.com>



Draw a loop,
then a line at
the **back**,

a for **a**pple
starts the


alphabet **pack**...



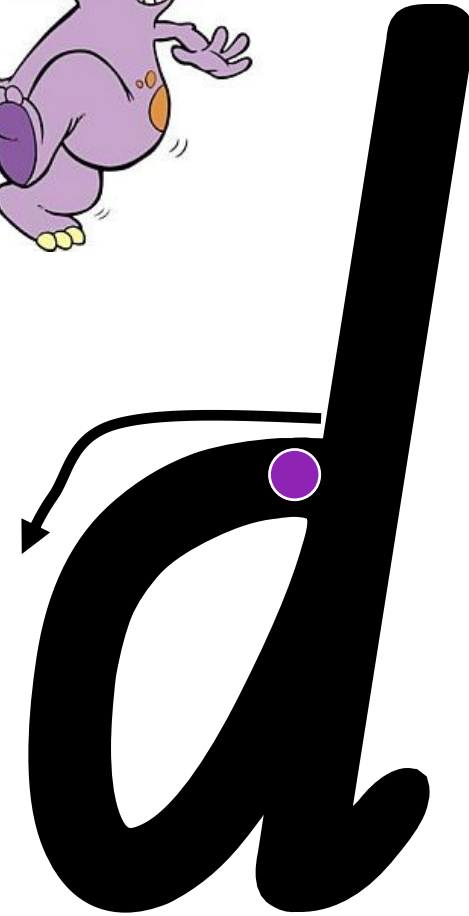
b for *b*anana,
nice and
yellow. His
bed has a line
and the curve
is his *pillow*..





Make a curve
like half the
sun, just with
that *c* for *car*
is *done*...



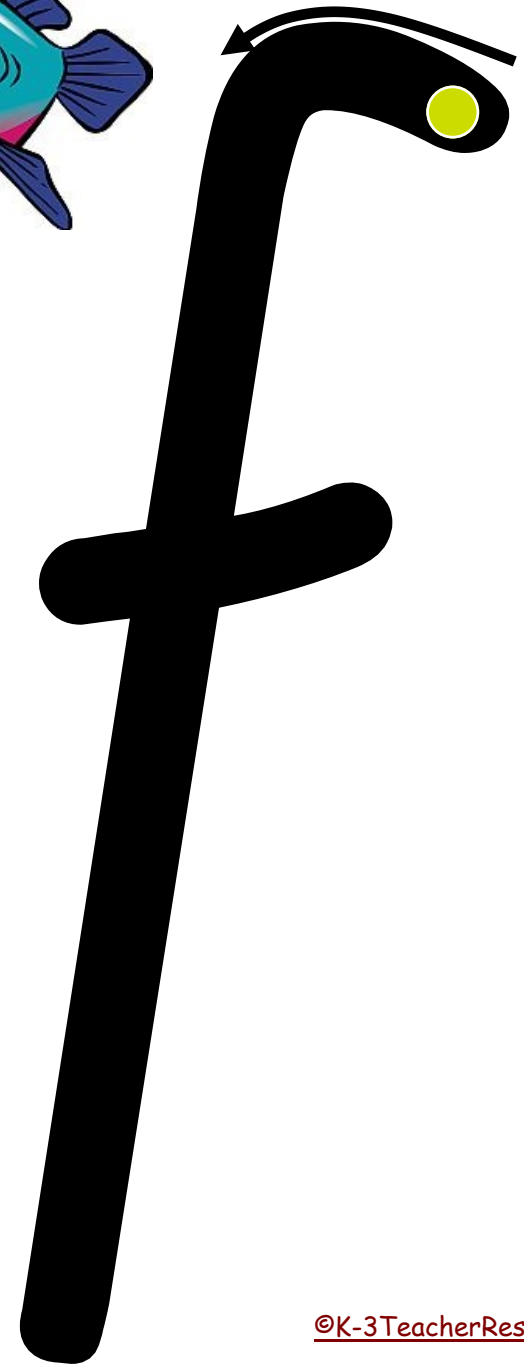

In *d* for *dino*,
a loop and line
meet - at the
end of the bed
where you put
your *feet*..



e for *e*lephant
curves up and
goes *around* -
so now you, the
letter *e* have
found..



A hook going
down with
another line
across makes
f for fish and
fairy floss...



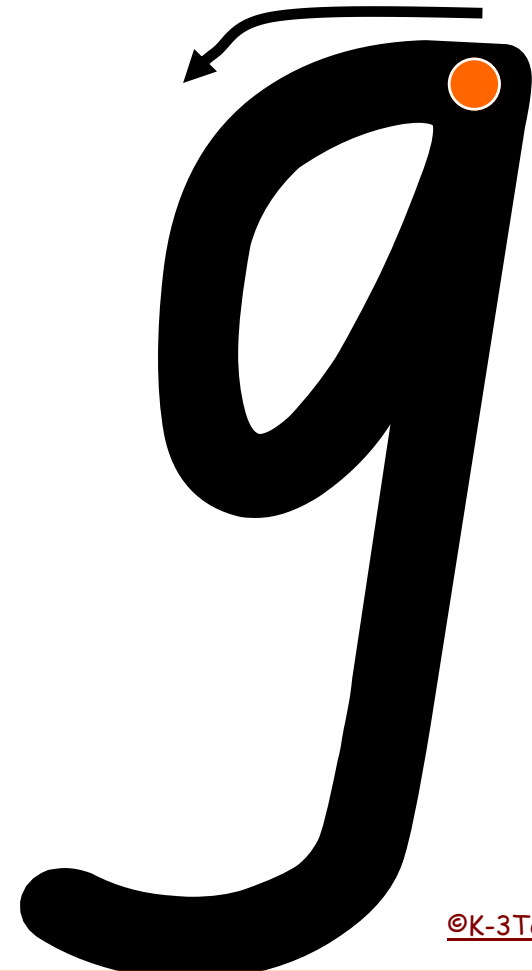
A loop with a
tail now take

a **loop**,

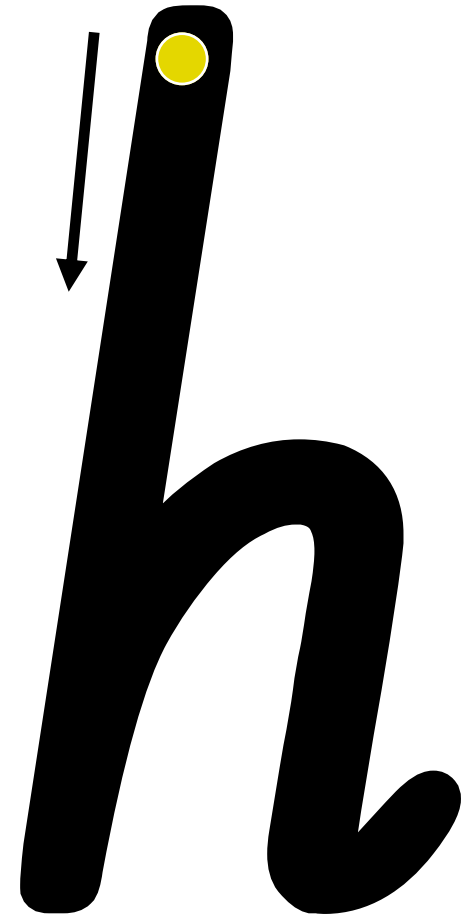
in **g** for **g**uitar,

the tail has a


hook.





Down from
top to bottom
you march,
h for *h*elicopter
then draws an
arch...



This one you
could draw with
a blindfold - a
line with a dot,
i for *igloo* is
cold.

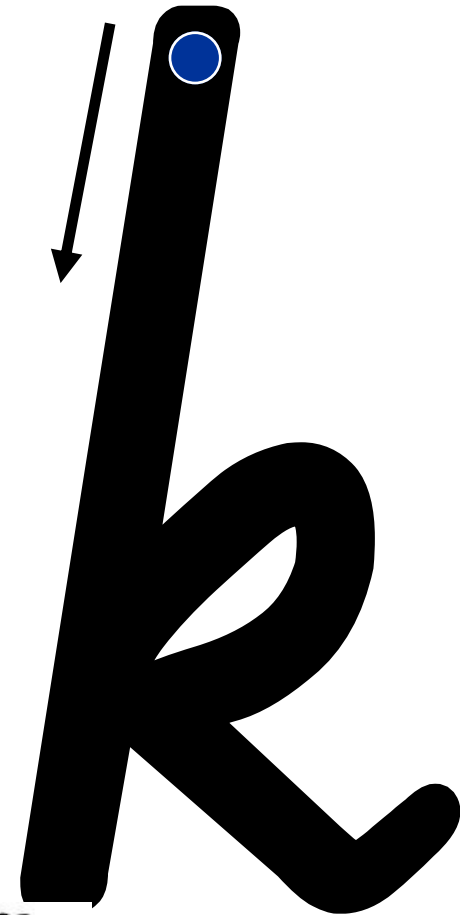
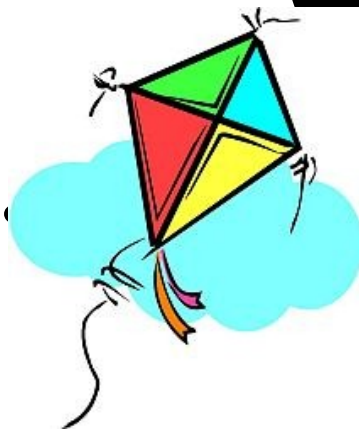


j for *j*ellyfish
has a hook on its
tail, remember
the dot and you
cannot *fail*...




A line up to a
loop, kick it out
to the end,

k for kite can
be your friend...



Just a line
makes l for
leaf.

It's very easy
and very
brief...



A line and an
arch and then
another, *m* for
*m*onkey and *m*
for *m*other...




Make a line
and an arch -



only **one**,

n for **n**ail is

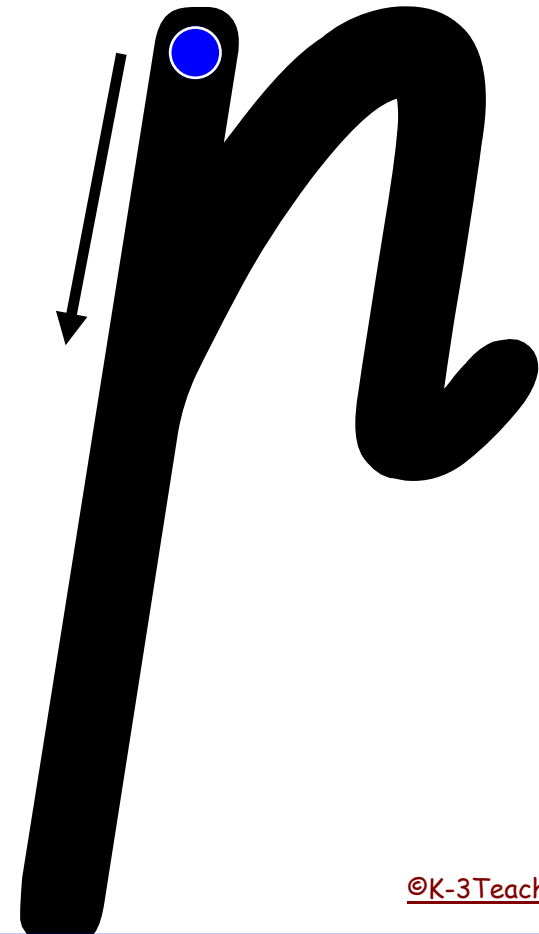
lots of **fun**...



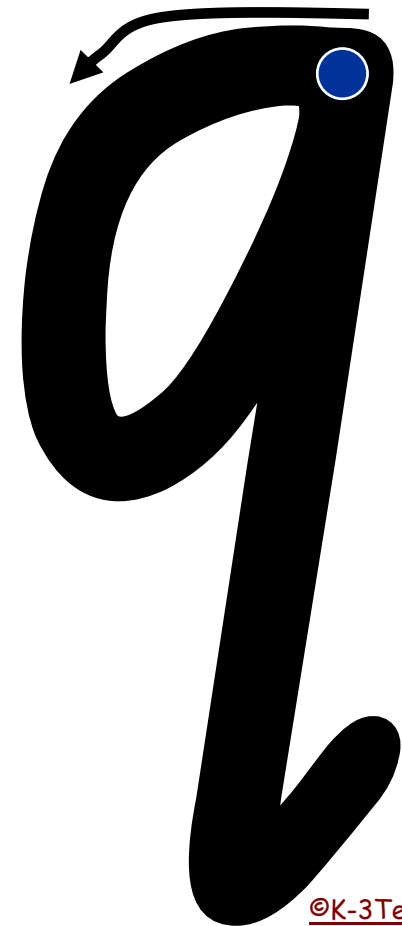
o for *o*ctopus
is just like
naught. It's
just a circle
of a *sort*...



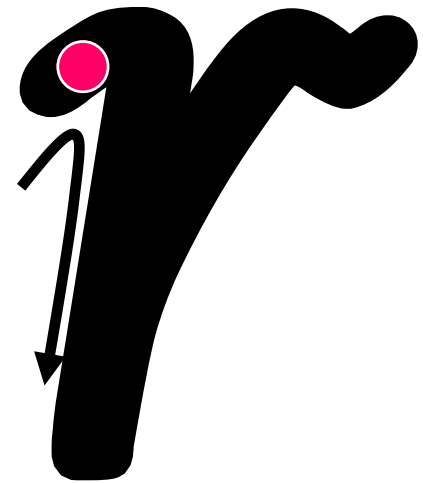
p for *p*umpkin
lying on the
ground. First
there's a tail
then an arch
goes *round*...





First a loop
with a hooked
tail going down,
q for queen is
wearing her
crown...



A small line
down and back
up you swoop,
r for *r*ain has a
little droop...





Curves that back
and forwards
spread,
s for sun - put
your hat on
your head!...

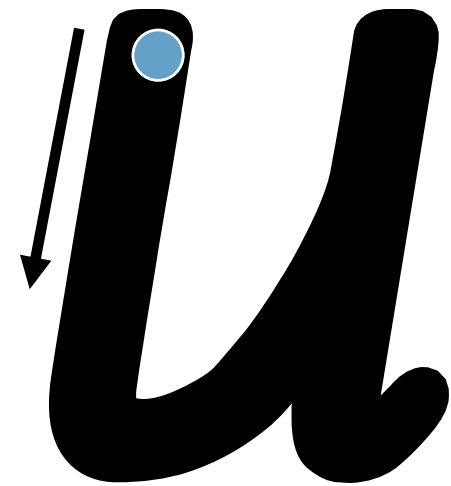


A line with a
cross just like a
sword,


t for *t*urtle -
you'll never be
bored...



A curve like a
cup with a line
going down,
u for umbrella
is a smile, not a
frown...




A small line
down and a
curved line *up*,
u for *u*olcano is
down-side *up*!



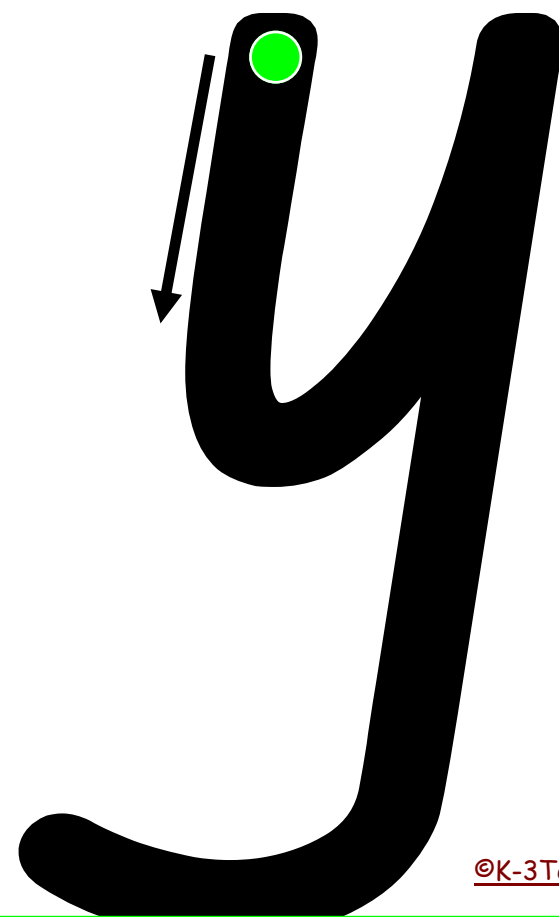
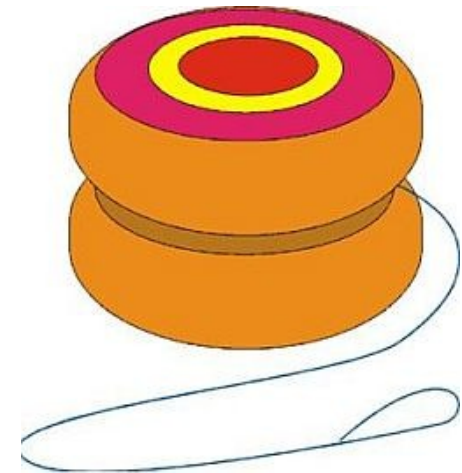
Down, up,
down, up - *w*
does *flow*,
w for *w*atch
tells the time
we all *know*...



A curve leaning
that way another
leaning *this*,
x for xylophone
like a cross you
can't *miss*.



A cup with a
hooked tail and
what do you
get? **y** for
yo-yo near the
end of the
alphabet.



Over and down
and again you
see,

3 for zipper -
the end of
abc...

